

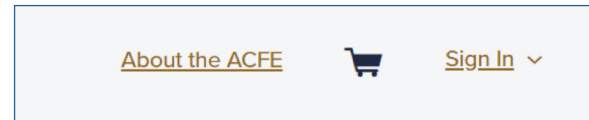
# ACCESSING YOUR CFE EXAM PREP COURSE

**OPTION #1:** Access your Prep Course materials directly at [prep.acfe.com](https://prep.acfe.com).

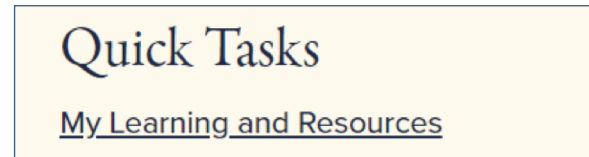
If this is your first time activating your Prep Course, you will need to copy and paste your license activation code. The license activation code can be found in your ACFE Account – My Learning & Resources.

## OPTION #2:

1 Sign in your [ACFE.com](https://www.acfe.com) account using your username and password.



2 Find **My Learning and Resources** under the **Quick Help Menu**.



3 If you have multiple Prep Courses or other learning resources, use the filters in the left column to find your courses. For older purchases, change the **Date Purchased**.

4 Locate the current Prep Course. Click on **Access Prep Course**.



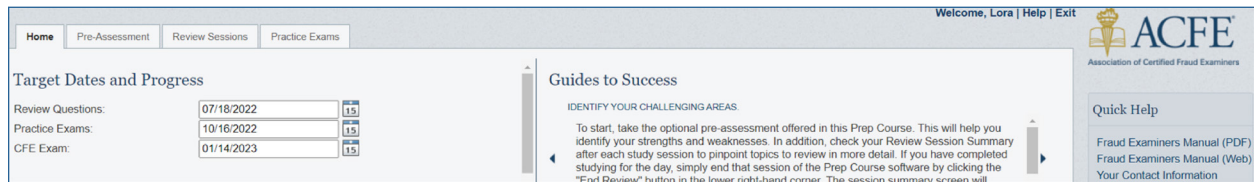
\*If this is your first time activating the Prep Course – copy and paste the **License Key**.

5 Log in the Prep Course using your same username and password associated with your ACFE account.



# ACCESSING YOUR CFE EXAM PREP COURSE (CONT.)

- 6 First time activation will require input of the license key you copied from your account. Once activated you will be navigated to the **Home** screen of the Prep Course.



- 7 Begin studying!

- The **Pre-Assessment** tab will give you an idea of your strengths and weakness in each topic.
- The **Review Sessions** and **Practice Exams** tabs are the practice study questions to strengthen your knowledge of the exam subject.
- The **PDF Fraud Examiners Manual** can be downloaded under the **Quick Help menu** on the right side.

- 8 As an additional benefit, you also have access to the *online* **Fraud Examiners Manual** for the most up to date information: <https://fraudexaminersmanual.com/settings/>